


Name _____




Instructions: Read the word winter to students. Have them draw one thing they know related to winter in each of the four mittens.

Name _____

Prediction	What Happened

THE MITTEN • LEVEL D • 2



SAMPLE





SKILL: MAKE PREDICTIONS

Instructions: Have students draw a picture to show their prediction about what will happen in the story. After reading, have them draw a picture next to their prediction that shows what actually happened.

Name _____



THE MITTEN • LEVEL D • 3







SKILL: NOUNS

SAMPLE

Instructions: Have students draw two nouns in the top mitten that name things from the story. Then have them draw two nouns in the bottom mitten that name other things they know.

Name _____

he she



SAMPLE

Instructions: Review each picture with students. Have them write the appropriate high-frequency word for each picture.