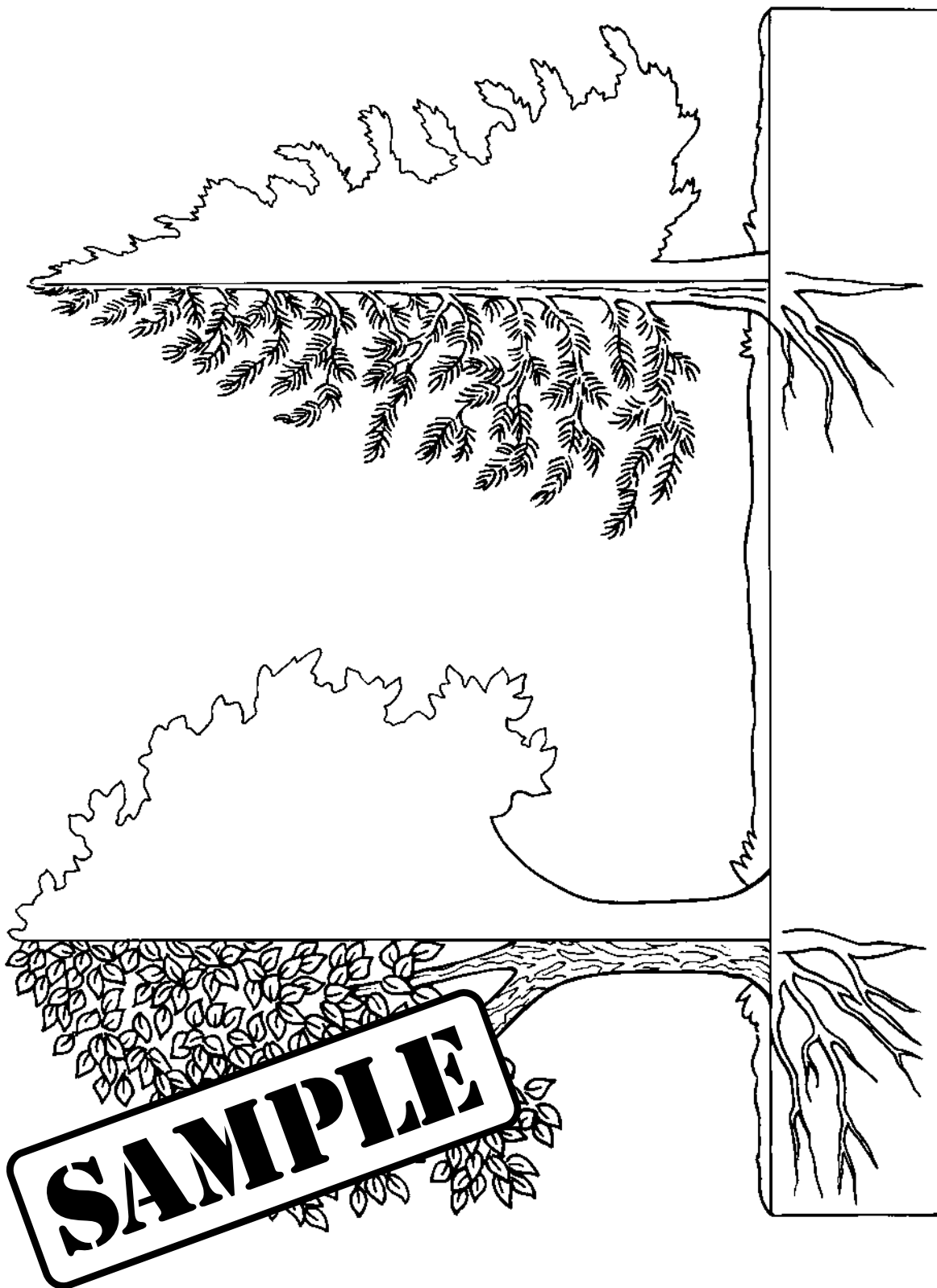


Name _____

Instructions: Draw and label the missing parts of each tree using the words in the box.



trunk

roots

leaves

branches

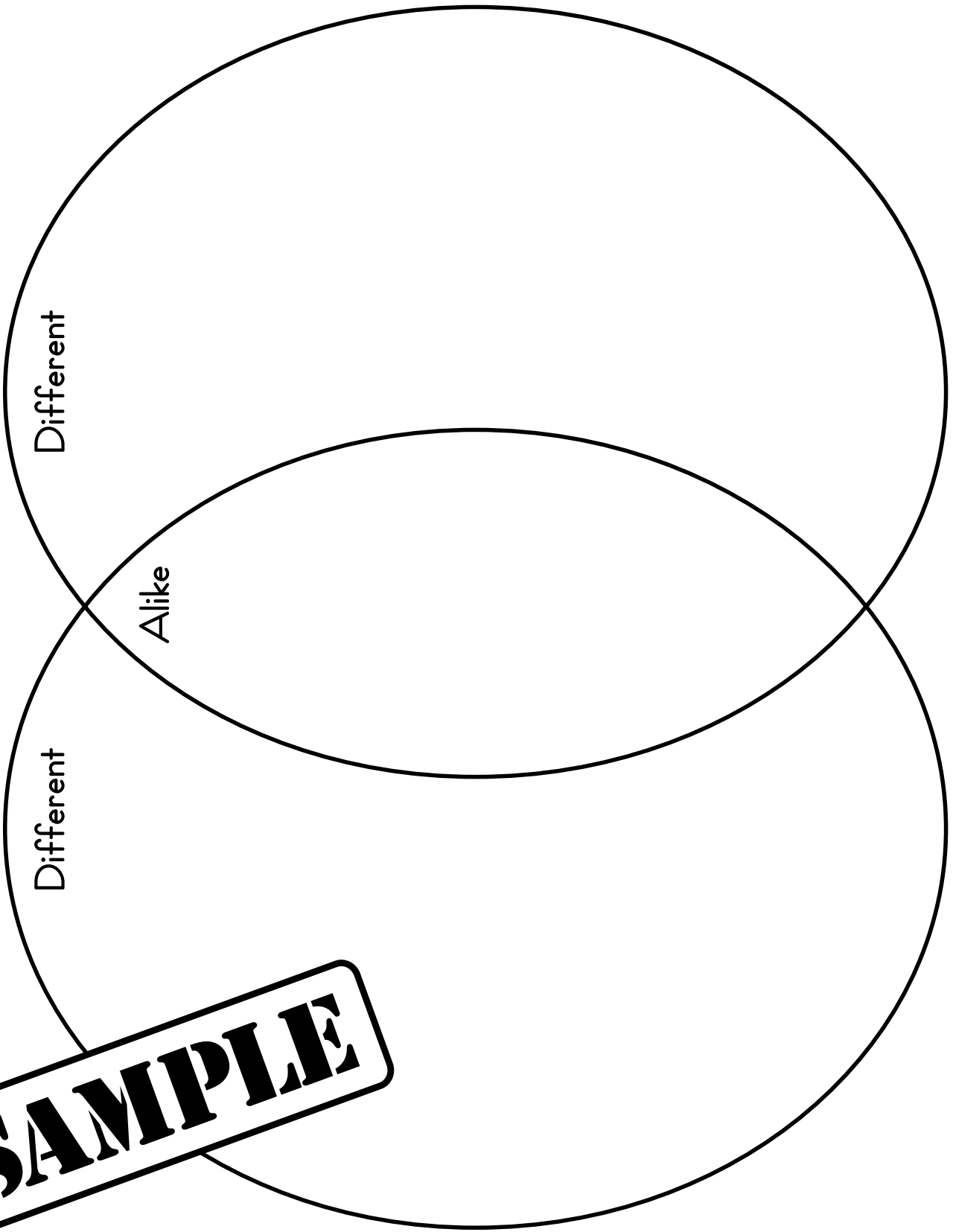
bark

Name _____

Instructions: Write in the two topics you are comparing, *Deciduous Tree* and *Conifer*, on the lines provided. Write details of how the two types of trees are different in the outer circles. Write details about how the two types of trees are alike where the circles overlap.

Topic: _____

Topic: _____



SAMPLE

Name _____

Instructions: For numbers 1 – 8, write the two words that were joined together to create the contraction.
For numbers 9 – 14, write the contraction made from the pair of words. Then create sentences using each contraction in parentheses.

1. you'll _____

5. let's _____

2. I'm _____


6. could've _____

3. she'd _____

7. shouldn't _____

4. they're _____

8. he's _____



9. she has _____

12. they will _____

10. we are _____

13. I would _____

11. will not _____

14. you have _____

15. (doesn't)

16. (you're)



SAMPLE



Name _____

Instructions: Circle the metaphors in sentences 1 – 3. Then read sentences 4 – 6 and explain what each metaphor means. Finally, write a metaphor of your own.

1. The huge bulldozer was a monster destroying everything in its path.
2. I knew I was toast when I broke the window.
3. The moon was a flashlight, guiding my way.



4. He felt blue after losing the game.

The metaphor means: _____

5. The excellent grade I got on the test became medicine for my worried mind.

The metaphor means: _____

6. The beautiful flower was a jewel shining in the sun.

The metaphor means: _____

7. My metaphor: _____
